



Power BI Content Packages
PART 4

Vendor Payments package
By QWASER

The background of the slide features a woman's face on the right side, looking through a magnifying glass. A blue line graph is overlaid on the image, with a white arrow pointing upwards. The entire scene is set against a dark blue background with a white grid pattern.

QWASER
Nordic 365 Wisdom

The logo for QWASER features the word "QWASER" in a light blue, sans-serif font, centered within a large, stylized blue letter "Q".

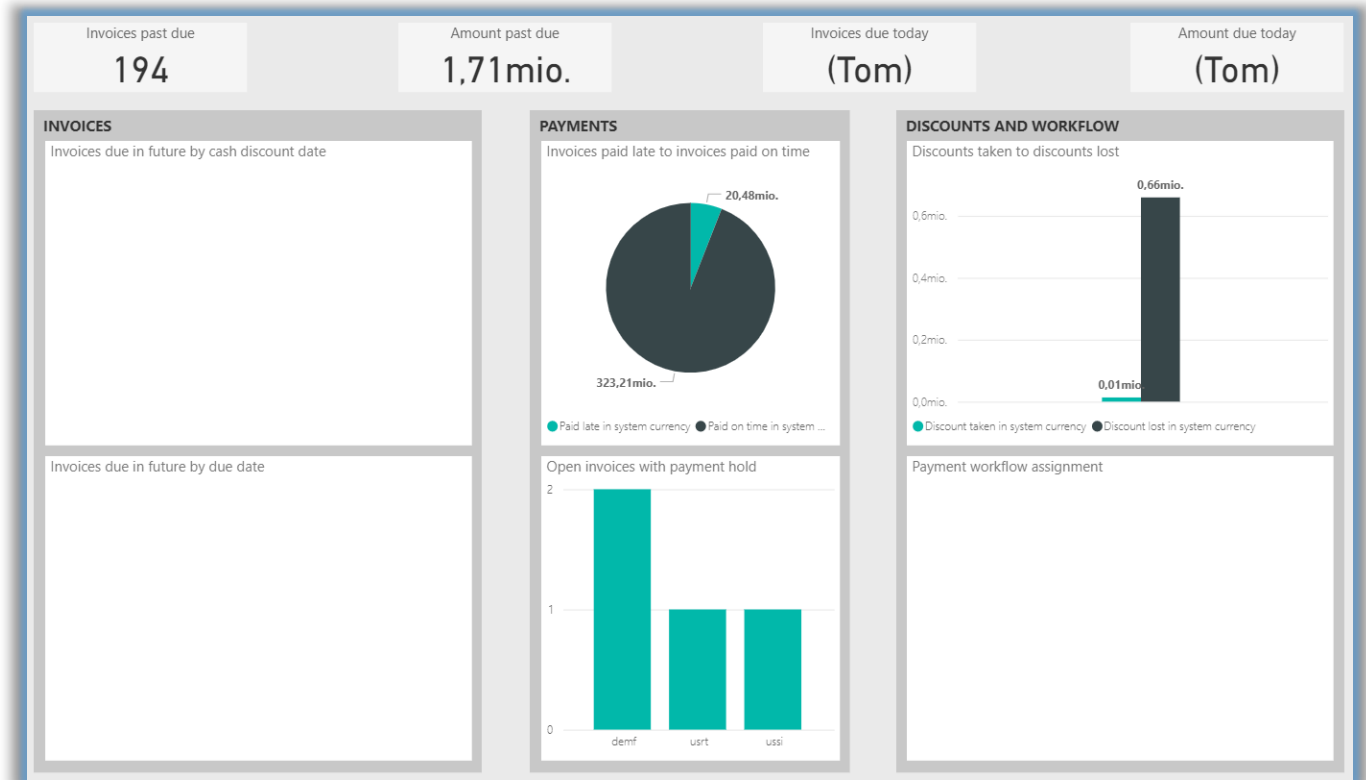
QWASER

Vendor Payments package

- »» Vendor payments overview
- »» Invoices past due
- »» Invoices due today
- »» Invoices due in future
- »» Discounts taken to discounts lost
- »» Invoices paid late
- »» Vendor to customer balance
- »» Invoices with payment hold

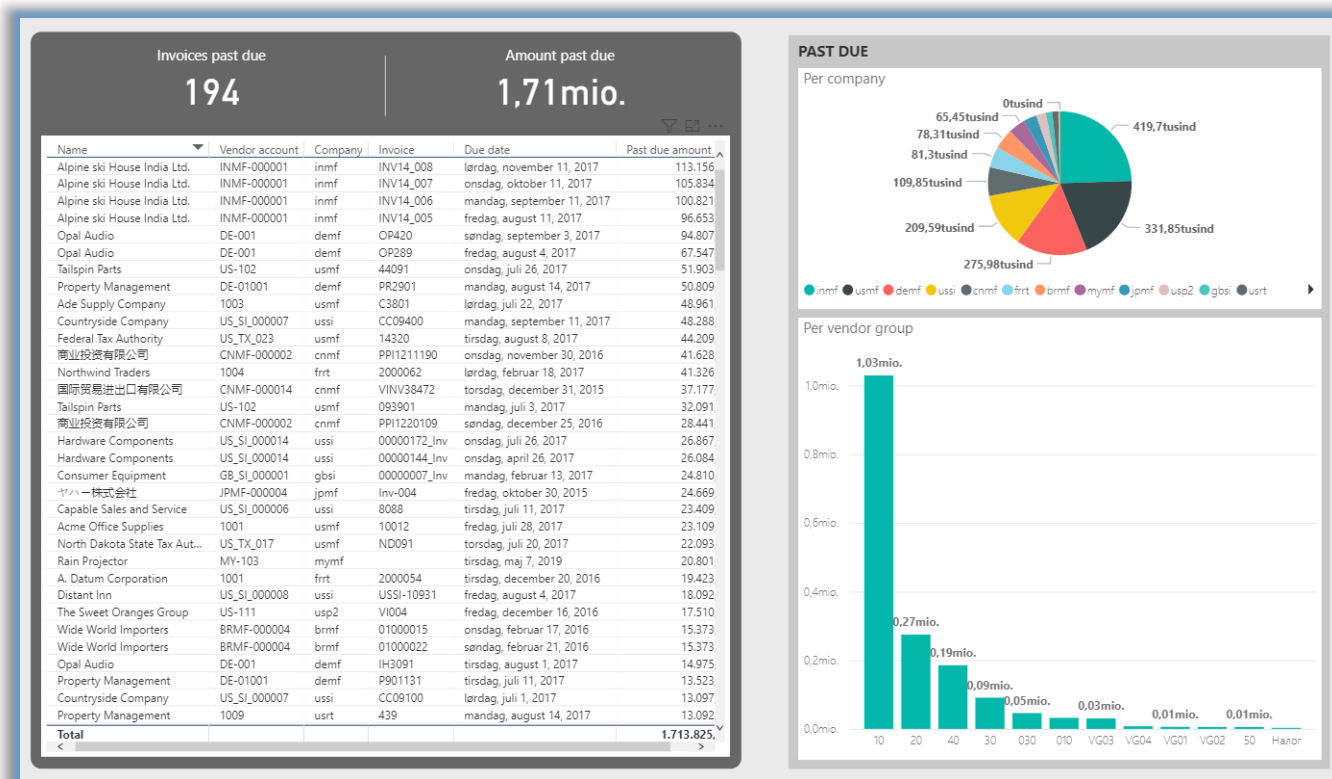
Vendor payments overview

- » This report provides an overview of invoice of the due date, invoice with due today, discounts, invoice that is due in the future distributed on the discount date, invoice with due later distributed on due date, share of invoice that has been late on time.



Invoices past due

» This report provides an overview of invoice of the due date, invoice that is above the due date details, outstanding invoice, invoice of due date per vendor group and invoice of due date per company.



Invoices due today

- » This report provides an overview of invoice due today, invoice due today, invoice due today per company and invoice due today per vendor group.
- » Please note that the reason this is empty is because there is no invoices due today

The screenshot displays a software interface for an 'Invoices due today' report. It features two main columns: 'Invoices due today (Tom)' and 'Amount due today (Tom)'. The 'Invoices due today' column contains a table with headers: Name, Vendor account, Company, Invoice, and Due today in system currency. The 'Amount due today' column contains a table with the header 'DUE TODAY' and a sub-header 'Due today in system currency after Company'. Below this, there is a section for 'Per vendor group'. All data areas are currently empty.

Invoices due in future

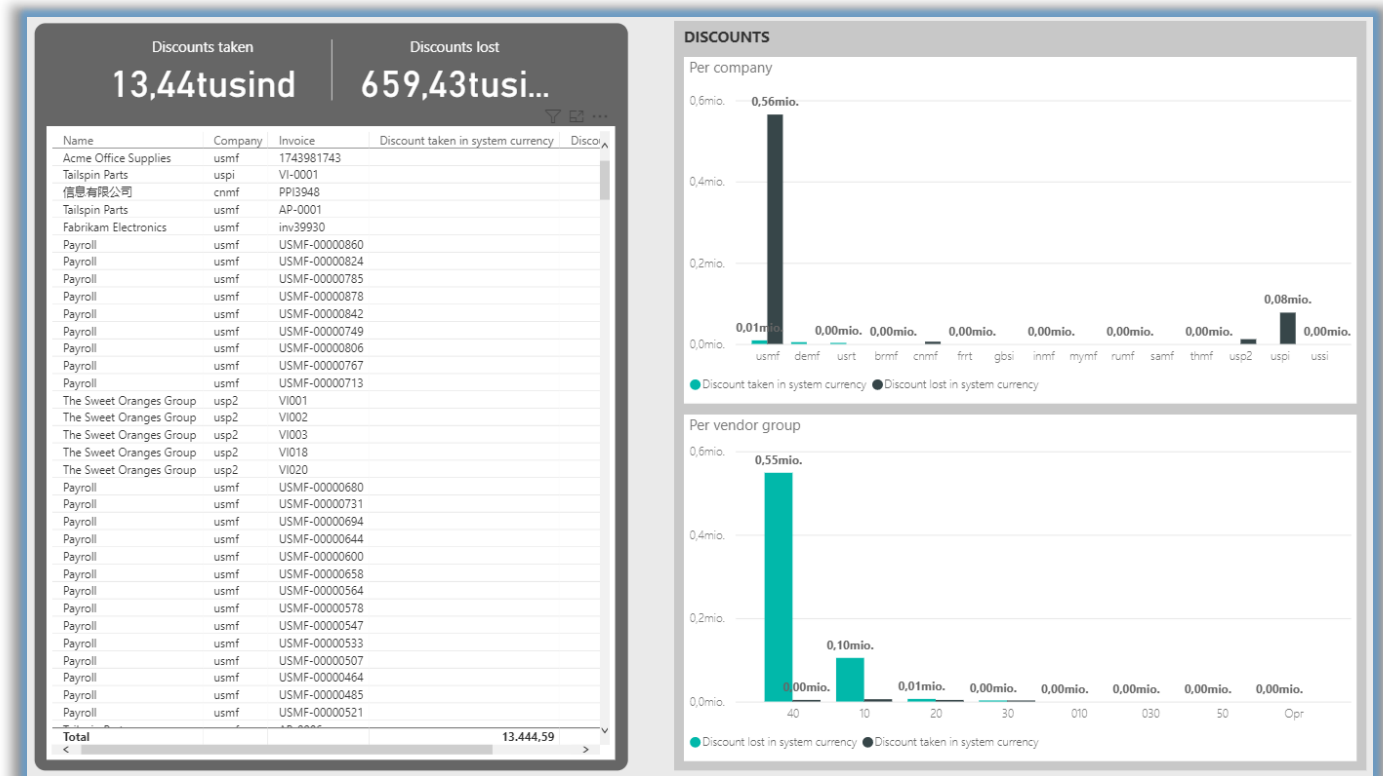
- » This report provides an overview of invoices that are due in the future. It provides an overview of the invoice details, per company, per vendor group, broken down by discount date and by due date.
- » Please note that, this is empty because there is no invoices due in the future.

The screenshot displays a financial report interface with the following components:

- Summary Section:** Shows 'Amount due (Tom)' and 'Discount available (Tom)'.
- Main Table:** Titled 'Invoices due in future', with columns for Name, Company, Due date, Future due in system currency, and Future due date. The table is currently empty.
- INVOICES Section:** Contains two sub-sections: 'Invoices due in future by cash discount date' and 'Invoices due in future by due date', both of which are empty.
- DUE TODAY Section:** Contains two sub-sections: 'Per company' and 'Per vendor group', both of which are empty.

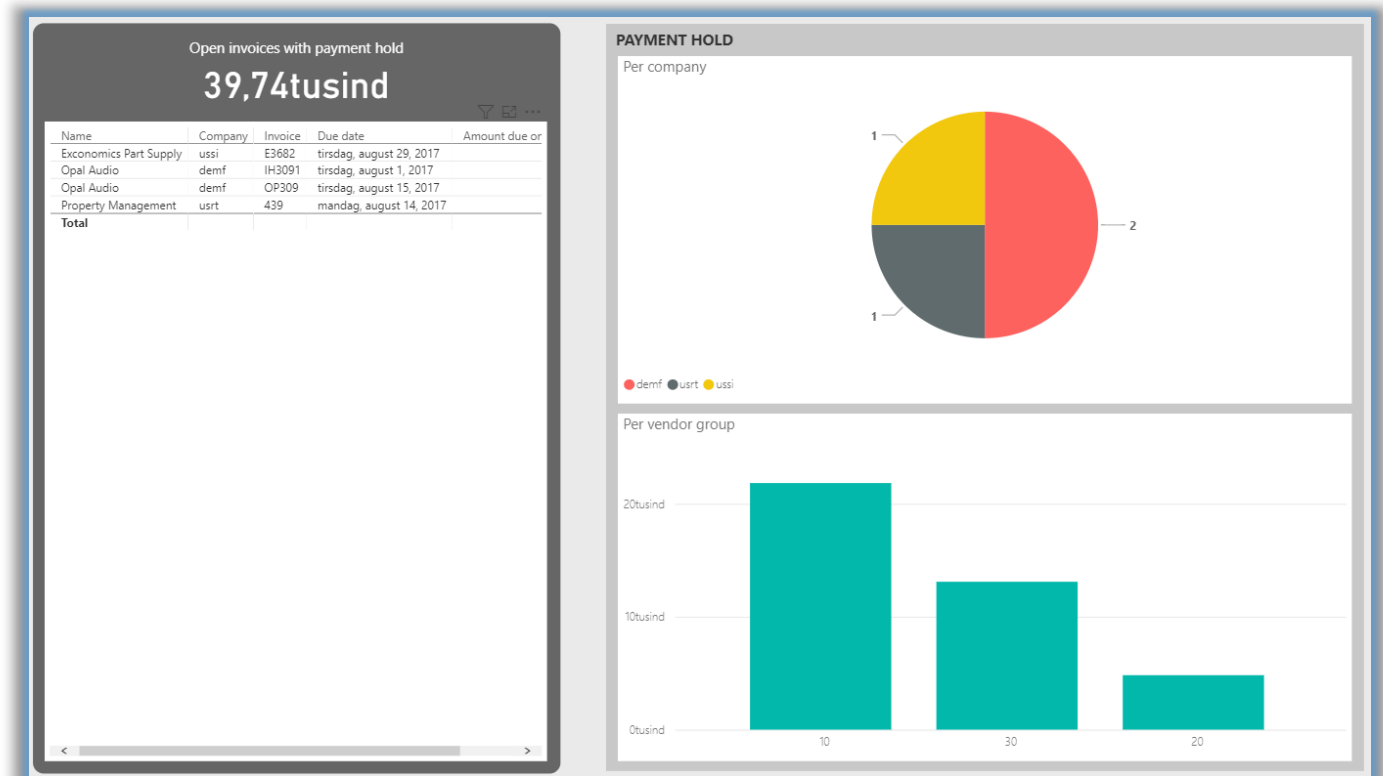
Discounts taken to discounts lost

» This report shows an overview over the discounts taken and discounts lost, per company and vendor group



Open invoices with payment hold

- »» This report provides an overview of invoice where payment is paused. It shows more specific details, as well as per company and supplier group.



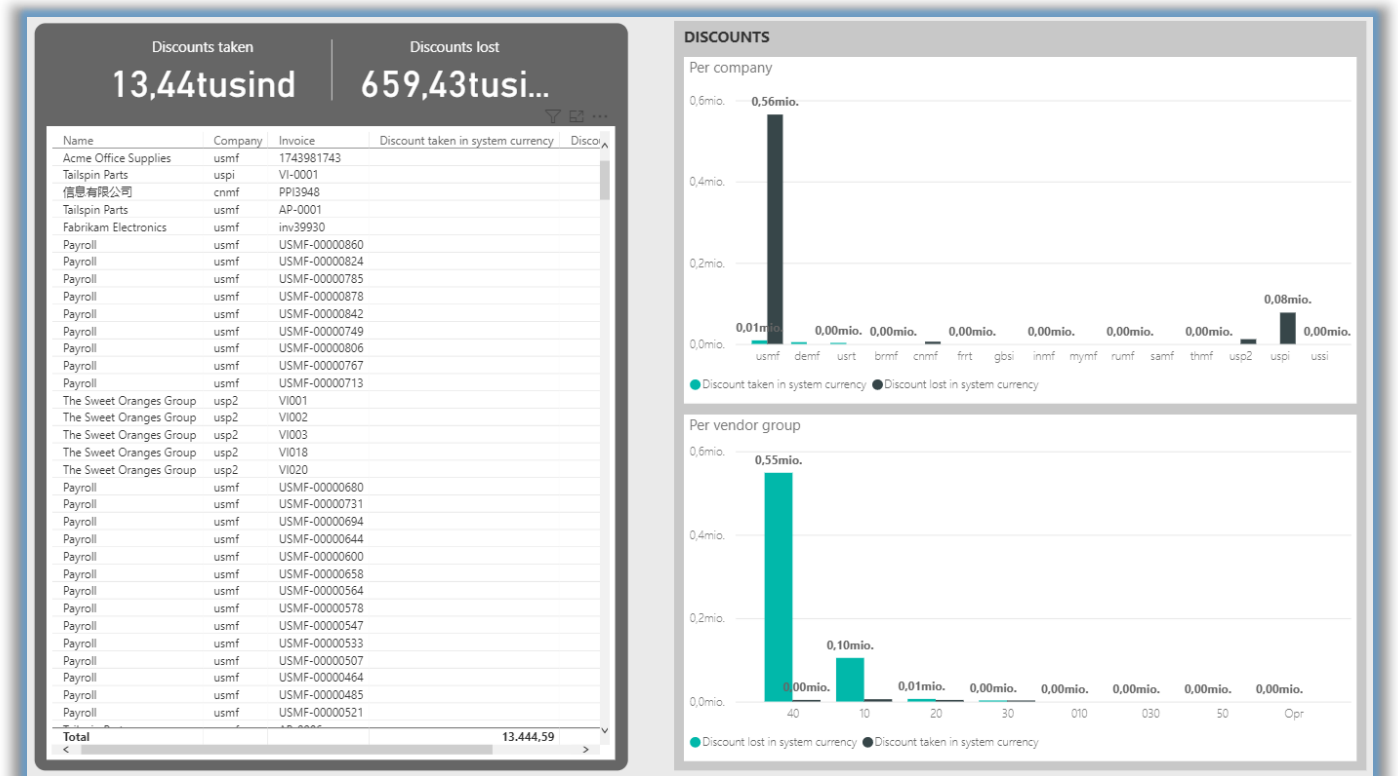
Vendor to customer balance

- » This report provides an overview of the relationship between the supplier and the customer's balance sheet.
- » It shows the balance sheet distributed per company and more precise details.

The screenshot displays a financial report interface. On the left, there are two panels: 'Vendor balance (Tom)' and 'Customer balance (Tom)'. Below these panels is a table with the following columns: 'Name', 'Company', 'Vendor amount in system currency', and 'Customer amount in system currency'. On the right, there is a section titled 'PER COMPANY' which is currently empty.

Discounts taken to discounts lost

» This report shows an overview over the discounts taken and discounts lost, per company and vendor group



Qwaser configure Dashboards and Power BI reports according to your own wishes.

If you need your own reports or a dashboard, your more than welcome to contact us.

QWASER
Nordic 365 Wisdom

info@qwaser.com | +45 70 70 72 62.